







## Year 1

### Spring Suggested Homework Projects

<p style="text-align: center;"><b>Science</b> <b>Animals</b></p>	<p style="text-align: center;"><b>History</b> <b><i>How have toys changed?</i></b></p>	<p style="text-align: center;"><b>RE</b> <b><i>Christianity – Jesus as a friend</i></b></p>	<p style="text-align: center;"><b>PSHE</b> <b><i>Morris the Mankiest Monster</i></b></p>
<p>The children can draw and label an animal, naming basic body parts such as head, legs, tail and eyes. The children can match animals to their habitats by drawing or cutting and sticking pictures of where they live.</p> 	<p>The children can draw an old toy and a modern toy and explain one difference between them. The children can ask an adult what toys they played with as a child and draw or write about it.</p> 	<p>The children can draw a picture showing how to be a good friend. The children can write or draw one way they can show kindness to others at home or school.</p> 	<p>The children can draw pictures showing good hygiene habits such as washing hands and brushing teeth. The children can create a simple daily routine showing how to keep clean and healthy.</p> 
<p style="text-align: center;"><b>Computing</b> <b><i>iProgram</i></b></p>	<p style="text-align: center;"><b>DT</b> <b><i>Puppets</i></b></p>	<p style="text-align: center;"><b>Music</b> <b><i>Dynamics</i></b></p>	
<p>The children can give step-by-step instructions to an adult or toy to complete a simple task. The children can draw simple instructions for a daily routine such as getting dressed or making breakfast.</p> 	<p>The children can make a simple puppet using a sock, paper bag or craft materials. The children can use their puppet to act out a short story or conversation.</p> 	<p>The children can listen to a song and use claps or movements to show loud and quiet parts. The children can create loud and quiet sounds using everyday household objects.</p> 